



**LE MARS  
COMMUNITY**

**SUPERINTENDENT'S  
ANNUAL REPORT  
2016-17**

**LeMars Community School District  
LeMars, IA 51031**

**TABLE OF CONTENTS**

Title Page .....2

Letter of Transmittal .....3

Terms of Directors .....4

Administrators' Reports .....5-18

Transportation Report .....19

Annual School Lunch Report .....20

High School Activity Account .....21-23

Middle School Activity Account .....24

Elementary Activity Account .....25-26

Facts Regarding the District .....27

October 2016 Enrollment .....28

Enrollment 1980 through 2016 .....29

2017-18 School Calendar .....30

LE MARS COMMUNITY SCHOOL DISTRICT  
ANNUAL REPORT  
OF THE  
SUPERINTENDENT  
2016-17

\*\*\*\*\*

MEMBERS OF THE BOARD OF EDUCATION

- Patrick Murphy, President
- Todd Lancaster, Vice President
- Angela Catton
- Cris Collins
- Scott Kommes
- Brenda Phelan
- Fred Zenk
- Kim Clarey, Treasurer
- Lisa Boehm, Secretary

\*\*\*\*\*

**Regular meetings of the Board of Education are held in the Board Room of the Superintendent's Office the second and fourth Monday evening of each month at 7:00 PM.**

Board of Education  
LeMars Community School District  
LeMars, Iowa 51031

Dear Board Members:

This annual report provides you with a quick glance at some highlights of the past school year. It will also present some financial figures and a thirty-six year history of enrollments.

Sincerely,

A handwritten signature in cursive script that reads "Steve Webner". The signature is written in black ink and is positioned below the word "Sincerely,".

Dr. Steve Webner  
Superintendent

**LE MARS COMMUNITY SCHOOLS  
TERMS OF DIRECTORS  
2016-17**

<u>DIRECTOR</u>	<u>DISTRICT</u>	<u>STARTED</u>	<u>EXPIRES</u>
Cris Collins	District 3	1998	2019
Todd Lancaster	District 1	2013	2017
Patrick N. Murphy	At Large	1995	2019
Brenda Phelan	District 4	2006	2017
Scott Kommes	District 2	2009	2017
Fred Zenk	District 5	2011	2019
Angela Catton	At Large	2015	2019

Lisa Boehm, Secretary, appointed September 2016, for one year.

Kim Clarey, Treasurer, appointed September 2016, for one year.

Directors are elected in September of odd-numbered years from five director districts, with two at-large directors. Terms are for four years.

## SPECIAL EDUCATION 2016-2017

During the 2016-2017 school year, the special education program comprised of 18.0 FTE teachers. These teachers served 266 students; of these students, 1 student was a non-resident tuition-in student. Three of our special education students were served in other school districts on a tuition basis. Below, you will see a historical trend of LCS special education students, by weighting level. Special education numbers are trending upward, with Level 2 having the greatest increase.

	2010	2011	2012	2013	2014	2015	2016	2017
<b>Level 1</b>	163	158	157	144	145	136	144	147
<b>Level 2</b>	33	30	44	32	46	46	52	80
<b>Level 3</b>	21	19	30	35	37	50	45	39
<b>Total</b>	217	207	231	211	228	232	241	266

The most predominant type of disability for which special services are provided is learning disabilities. Services are also provided for students with mental disabilities, behavioral disorders, pre-school handicapped, and other special needs. Life Skills Center and Goodwill Industries were utilized to help serve our students by providing work experiences, living skills opportunities, and added social development.

Summer tutoring was also provided for some of our students. During the summer of 2016, middle and elementary special education students participated in an enrichment program offered at the middle school.

District special education programming is determined on an annual basis and programming is based upon the IEP needs of the students served. Attempts are continually made to educate students in the least restrictive environment. During the 2016-2017 school year, special education teachers continued the use of the co-teaching model to further increase the amount of time students are served in the regular educational environment.

## **TITLE I PROGRAM 2016-2017**

Le Mars Community Schools continues to provide remedial reading to those identified most in need of these essential services. Title I has proven to be a good opportunity for identified students to master improved reading skills.

Through an assessment at grades K-5, it is determined which children need to improve reading skills. Priorities are established to serve as guidelines for student selection. Children are provided additional Title I instruction based on who has the greatest need.

During the 2016-2017 school year, approximately 91 students in grades 1-5 in the LeMars Community Schools received supplemental reading instruction. 27 students were served by an LCS Title I teacher at Gehlen Catholic School.

The 3.625 FTE teachers are assigned to the Title I program and each elementary school had Title I services provided to students.

Title I teachers made regular reports to parents about their children and their progress. Parents were invited in at any time for special conferences with the Title I teachers and were urged to keep abreast of their child's progress.

A meeting is held each fall for parents, by Title I teachers and building principals, to receive input on the Title I program. Summer reading lists are distributed to parents in the spring.

The district continued to implement the Reading Recovery Program. Two staff members have been trained to deliver Reading Recovery to students. Reading Recovery is designed to be of benefit to high risk first graders with intense one-on-one instruction.

## **TALENTED AND GIFTED 2016-2017**

The Le Mars TAG program is known as "Challenge." The program is staffed by Jeanne Rust, teacher 6-12, and Kathleen Wingert, teacher K-5. The LeMars Community School District program provides enrichment activities and curriculum enhancement for the students. 111 students were identified as talented and gifted.

The "Challenge" program in the LeMars Community School District is based on the philosophy that each child deserves an education especially suited for that child. Each student participating in the program has the opportunity to examine and define his/her own areas of giftedness. Identified students have the opportunity to increase his/her knowledge in a variety of subject areas. The students are provided the tools necessary to develop critical thinking, decision making, problem solving skills, and creativity.

Students in grades 3-5 were identified through teacher recommendations and achievement test scores. These same criteria along with the reading and vocabulary sub-tests from the Structure of Intellect and the Cognitive Abilities Test were used to identify middle school students.

District components for the Challenge program include teaching advanced research skills, developing effective communication and listening skills, developing the students' individual areas of creativity, extended curriculum enrichment in math, and developing logical reasoning and problem solving. Elementary activities include puppet shows, short play scripting, presenting research and contest participation.

Activities at the middle school and high school level usually include a student-produced program which includes student publications, participation in AEA sponsored academic contests, Quiz Bowl, and learning activities via internet. Middle school students participate in the National History Day competition at both the area, state, and national levels.



## **LeMars Community Elementary Schools 2016-2017**

An effort is made to achieve high standards in the LeMars Elementary Schools. This year the elementary staff has focused on the following areas:

**Professional Development** -- The following curricular areas are being addressed by the C.I.A. Team through Professional Development:

- Characteristics of Effective Instruction
- Iowa Core Curriculum
- Revision of Math Pacing Guides at each grade level
- Vertical Articulation of Math Common Core Standards
- Unpacking of Common Core ELA Standards

**Home/School Communication** -- The following have been implemented to improve home/school communication:

- Classroom Newsletter: Paper and Electronic
- Use of Applications such as “Remind” and “SeeSaw”
- District Newsletter (“Bulldog Highlights”)
- Power School
- Title I Newsletters and Parent Meeting (parent meeting is now held in the fall)
- Parent Visitations—All parents encouraged to visit school during the year
- Parent Teacher Conferences—Nearly 100% of students had a parent attend conferences
- Parents attended various classroom projects/events throughout the year (Hobby Fair, Architectural Fair, class plays)

**Parent/Community Volunteer Program** -- Parent and community volunteers assisted students and teachers in each of the elementary buildings. Big Brothers/Big Sisters continue to provide support to individual students.

**Elementary P.T.O.** -- Some of the activities promoted by the P.T.O. included:

- Birthday Breakfast
- Book Fair
- Recognition of the staff during “American Education Week” and “Teacher Appreciation Week”
- Box Tops were collected as an ongoing fundraiser
- Sponsored several elementary field trips

## **LeMars Community Middle School 2016-17**

The middle school had another very successful school year. Academic and behavioral expectations for students were high and the faculty and staff performed well. We feel strongly that LCMS continues to be a safe and positive place for our community's middle school students to receive a solid education. LCMS' daily average attendance was at 95.9% and the overall school climate, as measured by building harassment data and an 8<sup>th</sup> grade bullying survey, was very positive.

A highlight of this past school year was implementation of year three of our special schedule for 6<sup>th</sup> graders to make their transition year to LCMS the best it could possibly be. Borrowing from middle school research and best practices for middle schools, the students started each day in advisory – similar to a “homeroom”. The purpose of advisory is to make the 6<sup>th</sup> graders feel like they belong and are a part of the middle school. They learned about their classmates and how to relate to them in a positive way.

Sixth graders also have longer periods for their core courses; Literacy, Math, Social Studies and Science. Longer periods enabled teachers to implement more writing, in-depth discussions, critical thinking and cooperative group activities into their lessons. The teachers have common team planning time as well as a common period for their individual planning time. The schedule provides for one period a day for reading interventions. Regular education students who struggled with their reading skills receive small group instruction from a trained reading teacher. The incoming 6<sup>th</sup> graders continue to benefit from these structural changes and teacher collaboration time. Many intervention students improved their reading skills significantly.

LCMS also made a schedule change to make sure 7<sup>th</sup> and 8<sup>th</sup> grade had reading and math intervention time. We used what used to be an all school study hall at the end of the day and organized targeted and mandatory reading and math help for those students who needed extra support.

The middle school's math scores were outstanding again this year. Over 90% percent of our students were proficient in math on the Iowa Assessments. In fact, LCMS achieved its proficiency goals in every tested subject area-math, reading and science. LCMS' building-level professional development centered, for the 6th year, on creating instructional SMART goals and formative assessment in the classroom. Subject level professional learning communities met for a total of 18 hours discussing and implementing goals and lesson plans targeted at each quarter's essential learnings. The teachers are improving their formative assessment techniques and we can see that improvement by tracking the student performance data that comes with the PLC process.

## **LeMars Community High School 2016-2017**

The 2016-17 school year was a very productive one. Teachers continued to work on identifying their essential learnings, developing pacing guides, and working on common assessments during our in-service time. The Iowa Common Core standards were addressed during each district in-service meeting.

Concurrent courses (30) were very popular. Over 217 students took advantage of the concurrent classes. Students continue to work hard to earn their way into these courses. LCHS and post-secondary schools are working closely together to make sure this is an added benefit for our students. We also had 6 students take advantage of 5 Great Start Classes taken online through Western Iowa Tech Community College.

Career and technical education instructors continue to work and update their “Programs of Study” for each of their areas. The programs consist of linking the CTE program with a community college, having standards and competencies, assessments for the standards approved by the community college and advisory committee, three sequential courses for each area, share the program with students and parents, identify an advisory committee and have an advisory committee meeting at least once a year.

Fifty students attended the Alternative High School program. Of these 48, 19 students graduated from LCAHS, 5 received high school credit, 2 students went to placement, 10 dropped out, and 12 will be returning next year. In addition, 9 LCHS students utilized resources from the program. This consists of taking classes or working on the Odyssey Ware program.

The students in grades 9-11 took the STAR reading assessments quarterly. Students who were identified as needing immediate assistance were moved from study hall to the Success Center. There, the students worked on areas identified in the STAR assessment and then took the assessment every 2 weeks to monitor growth. The Success Center also continues to work with students who struggle in their classes. They provide a smaller, more focused study area that allows students to ask questions and to have less distractions.

## MUSIC 2016-2017

The Le Mars Community Schools Music Department strives to provide quality opportunities for students to grow and learn. It is our goal that music students are able to continue to use music throughout their lives. The following information is an overview of the activities and accomplishments that occurred during the school year.

### Performances

#### Elementary Vocal

- 2nd and 3rd Grade Concert - May 4
- 4th and 5th Grade Concert - March 16

#### Middle School Vocal

- Fall Concert for 7/8th Grade Chorus—October 18
- Fall Concert for 6th Grade Chorus—November 15
- MS Holiday Concert —Chamber Choir and Select Choir—December 5
- Plymouth County Christmas at the Fairgrounds-Chamber Choir and Select Choir-12/13
- Winter Concert—March 9
- Spring Concert—May 18—All Ensembles Performed

#### High School Vocal

- Fall Concert—October 18
- Holiday Concert—December 19
- Winter Concert—February 21
- Spring Concert—May 9
- Commencement—May 21

#### 5th Grade Band

- Performed at Parade of Bands—April 27

#### 6th Grade Band

- Fall Concert—November 15
- MS Winter Band Concert—February 2
- MS Instrumental Solo/Ensemble Contest—March 3
- Parade of Bands—April 27

#### MS Band

- Homecoming Parade—September 23
- Massed Band Show at final home football game—October 21
- MS Holiday Concert —Jazz Band and other small ensembles—December 5
- MS Winter Band Concert —7th & 8th Grade Band, Jazz Band—February 2
- MS Solo/Ensemble Contest - March 3
- Parade of Bands—April 27
- Memorial Day Parade—May 29

### HS Band

- 2 Parades Marched
- 4 Home football games (Marching Band)
- Indoor Marching Band Concert—October 28
- HS Holiday Concert—December 19
- HS Winter Band Concert—February 9
- Parade of Bands—April 27
- Commencement—May 21

### Orchestra

- NWI MS String Festival in October at Sioux City—October 12
- MS/HS Fall Concert—October 25
- HS Holiday Concert—December 19
- MS/HS Winter Concert—February 28
- UNI Orchestra Invitational—April 6
- Festival of Orchestras-Elementary Strings, MS Symphony, and HS Symphony-April 28

### Student Participation

4th Grade - 19 Orchestra  
5th Grade - 16 Orchestra, 50 Band  
6th Grade - 50 Band, 67 Chorus  
6th Grade Chamber Choir—26 (not auditioned)  
7th Grade - 40 Band, 42 Chorus  
8th Grade - 55 Band, 53 Chorus  
Middle School Jazz Band—33 (not auditioned)  
Middle School Select Choir—36 (auditioned)  
6th-8th Grade Orchestra - 23  
9-12th Grade - 30 Orchestra, 92 Band, 149 chorus  
Crimson and Black Show Choir—38 (auditioned), 11 pit band and 3 crew  
High School Jazz Band—28 (auditioned)  
Cordas da Camara—6 (auditioned)

## Awards and Accomplishments

### Students Accepted for the All-State Music Festival

#### Choir - 8

Andrea Barrett (1st Year)  
Arlinna Bowen (1st Year)  
Megan Connor (2nd Year)  
Kyle Dunn (2nd year)  
Dalton Glawe (1st Year)  
Madison Parker (1st Year)  
Alexandra Pick (1st Year)  
Caden Washburn (1st Year)

#### Band - 3 with 1 alternate

Sarah Benton (2nd Year)  
Tessa Hanson (1st Year)  
Drake Oswald (1st Year)  
Anna Vacura (Alternate)

#### Orchestra - 2

Kajsa Hallberg (3rd Year)  
Sarah Meis (1st Year)

State Music Ensembles

ICDA Opus Honor Choir— 3 Middle School  
MS—Logan Gerdes, Brody Ohm, Joseph Rosener  
ISTA State Honor Orchestra—2 High School, 2 Middle School  
MS—Caroline Meis, Jack McInnis  
HS—Kajsa Hallberg, Sarah Meis

Honor Groups

5th Grade ICDA Honor Choir—16 students (selected)  
6th Grade ICDA Honor Choir—7 students (selected)  
7th Grade ICDA Honor Choir—11 students (selected)  
NWI Honor Choir —8 students (selected)  
NWI MS Honor Band—10 students (audition)  
Buena Vista MS Honor Band—5 students (audition)  
Sine Nomine Honor Band—20 students (audition)  
NWI HS Honor Band—19 students (audition)  
NWI Honor Orchestra Festival—2 Middle School, 7 High School (audition)

Show Choir Competitions

State Show Choir Contest—Division I  
Heelan Show Choir Invitational—1st Place in 3A, 5th Runner Up in the finals  
East High “Sing All About It”—Participation  
Hinton Show Choir Contest—2nd Place in 3A, 2nd Runner Up in Finals

Marching Band

State Marching Contest—The Big Red Marching Band - Division I  
Starfest in Sioux City—10th Place in the Finals  
Dutchman Field Competition—3rd Place in 3A—Triple S Award

Jazz Band

State Jazz Band—Division I  
ILCC Jazz Festival—Canceled due to snow  
NWI Jazz Festival—HS—4th Place  
NWI Jazz Festival—Middle School—3rd Place – 4 Outstanding Soloists Awards  
Morningside Jazz Festival—Participation

State Solo and Ensemble Contest

<u>Choir</u>	<u>Strings</u>	<u>Band</u>
Div. I - 28	Div. I - 5	Div. I - 28
Div. II- 24	Div. II- 3	Div. II - 6
Div. III - 2	Div. III - 3	Div. III - 1
Div. IV - 0	Div. IV - 0	Div. IV - 0
Div. V - 0	Div. V - 0	Div. V - 0

Outstanding Performances

Vocal Solo—Arlinna Bowen  
Brass Choir

State Large Group Contest

Choir

Chamber Choir - I

Concert Choir - I

Women's Chorus - I

Men's Chorus - I

Strings

String Orchestra - I

Full Orchestra - I

Band

Concert Band - I

Student Awards

\*National School Orchestra Award—Kajsa Hallberg

ISTA Leadership Award—Kajsa Hallberg, Andrea Barrett

\*John Philip Sousa Award—Tessa Hansen

IBA Leadership Award— Sarah Benton

Concert Choir Leadership Award— Isaac Lerdal

\*Outstanding Senior Choral Award— Megan Connor

\*denotes major departmental award

The 2016-2017 school year was another outstanding year for the Le Mars Community Schools Music Department. The Music Department is grateful for the support of the Le Mars Community Schools Administration, School Board and staff. The Music Department strives to provide quality experiences and educational opportunities for the students who choose to participate.

# 2016-17 LeMars Athletics



## FALL SPORTS HIGHLIGHTS

### FOOTBALL

- 6-3 Record
- 2-4 sophomore record
- 8-1 freshmen record
- Academic All District team included: (*First Team*) Paul Meis (*Honorable Mention*) Collin Nemmers
- All District team: *First Team*-Craig Schwartz, Gabe Eckstaine, Colton Beitelspacher, Gabe Toki, Tyson Weiler, Collin Nemmers, Kyle Kliever  
*Honorable Mention*- Cody Franck, Silas Buss, Paul Meis, Colton Webner
- INA All State/Des Moines Register All-State: (*First Team*) Craig Schwartz
- IFCA Academic All State: Paul Meis

### VOLLEYBALL

- Overall record was 21-15
- Conference record 6-1
- 3 players made 1st team All Conference: Krista Zenk, Sydney Rand, Jenn Schneider
- Academic All Conference- Sydney Rand
- Krista Zenk broke 4 records – 2016- kills in a season 435; 2013-2016- kills in a career 1293; 2016- Ace serves season 61; 2013-2016- Ace serves career 202
- Made it to the regional semi-finals

### BOYS CROSS COUNTRY

- 29 participants
- 4th place in conference
- All Conference: Landen Parmelee, Andrew Tonner
- All Academic Conference: Kyle Marek
- Varsity third place finish at the Spencer meet, JV second at Spencer, Gary Meyer, and Conference

### GIRLS CROSS COUNTRY

- 26 runners on team
- Varsity team meet champions at Unity and Western meets
- Varsity team 2nd in Lakes Conference meet hosted at Brunsville; JV team 1st
- Team 4th at State Qualifying Meet, missing state meet berth by one place
- 3 All Conference Runners: Chloe Calhoun (4th), Kara Albrecht (7th), Madeline Hurt (8th)
- 3 State Qualifiers: Chloe Calhoun (52nd), Madeline Hurt (55th), Kara Albrecht (59th) out of 140 runners in 3A state meet field
- Academic All Conference: Jessica Eisma, Jocelyn Hernandez, Matilynn Langel, Makena Masuen, Mary Meis, Emily Van Otterloo



## **WINTER SPORTS HIGHLIGHTS**

### **BOYS BASKETBALL**

- Finished the Season 16-7
- Conference – Tied for 2<sup>nd</sup> with an 11-3 Record
- Beat Storm Lake in First Round of tournament 75-53
- Lost in Overtime to Bishop Heelan @ Heelan in the District Final
- Had 3 Members make the All Conference Team: Trent Hilbrands 1<sup>st</sup> Team, Will Pottebaum 1<sup>st</sup> Team, Jake Thompson 2<sup>nd</sup> Team
- Will Pottebaum and Trent Hilbrands were named to the All Sub-State Team
- Trent Hilbrands was 2<sup>nd</sup> Team All State

### **GIRLS BASKETBALL**

- Finished the season with records of 19-4 overall and 12-2 in the Lakes Conference
- Advanced to the regional final, losing to Council Bluffs Lewis Central, 59-52
- Finished the season ranked #10 in the IGHS AU ranking in class 4A
- Set school record with 13-game win streak
- Tied a school record with 19 wins in a season
- JV finished with a 15-5 overall record, Freshmen finished 9-9

### **WRESTLING**

- 18-13 in Dual meets
- 4-3 in conference Dual meets
- Finished 3<sup>rd</sup> in the conference tournament
- Two finalists
- One Tournament champ
- Finished 3<sup>rd</sup> in Le Mars Invitational
- Finished 5<sup>th</sup> in the District Tournament at Fort Dodge

### **GIRLS BOWLING**

- Record 11-0
- State Bowling Tournament-4th place
- Sydney Landis placed 9<sup>th</sup> individually

### **BOYS BOWLING**

- Record 11-0
- State Bowling Tournament placed 4<sup>th</sup>
- Kody Koerselman placed 7<sup>th</sup> individually

### **DANCE**

- The dance team took 3 dances down to state; all 3 routines received Div. I ratings and Pom placed 5<sup>th</sup> overall
- Four girls participated in state solo competition; all 4 received Div. I, Janae Casson placed 6<sup>th</sup> overall
- Three girls participated in All Iowa Honor Squad

## **SPRING SPORTS HIGHLIGHTS**

### **BOYS TRACK**

- 2<sup>nd</sup> conference, 4<sup>th</sup> state qualifying meet, 36<sup>th</sup> state
- 6<sup>th</sup> state 4x400-Andrew Waskow, JT Engebretson, Eric Grasz, Collin Nemmers
- 9<sup>th</sup> state 100 m-Collin Nemmers
- 10<sup>th</sup> state 4x200-Andrew Waskow, JT Engebretson, Eric Grasz Collin Nemmers
- 15<sup>th</sup> state 4x800-JT Engebretson, Andrew Waskow, Landen Parmelee, Alec Rieken
- 19<sup>th</sup> state 110 high hurdles-Kyle Kliever
- 20<sup>th</sup> state high jump-Dylan Rarrat-Kass
- 21<sup>st</sup> state 400 low hurdles-Ben Wadle
- 23<sup>rd</sup> state discus-Cody Franck
- All Conference - Collin Nemmers 100m, 200m, 400m, 4x400; JT Engebretson 4x800, 4x400; Andrew Waskow sprint medley, 4x400; Eric Grasz sprint medley, 4x400; Gabe Toki sprint medley; Jordan Jensen sprint medley; Landen Parmelee 4x800; Alec Rieken 4x800

### **GIRLS TRACK**

- Finished 3<sup>rd</sup> in the Lakes Conference meet
- Won the Don Shilling Invite, LeMars Girls Invitational meets
- All Conference Honors went to: Maddie Hurt 3000, 4x800- Kara Albrecht, Chloe Calhoun, Paige Washburn, Sydney Rand \*\*New School Record-9:50.7; Distance Med-Katie McAllister, Haylee Cooper, Sydney Rand, Chloe Calhoun\*\*New School Record-4:19.45; 4x400-Katie McAllister, Dakotah Owens, Sydney Rand, Chloe Calhoun
- Qualified for state; High Jump-Krista Zenk and Dakotah Owens, 3000-Maddie Hurt, 4x800- Kara Albrecht, Chloe Calhoun, Paige Washburn, Sydney Rand, Distance Med-Katie McAllister, Haylee Cooper, Sydney Rand, Chloe Calhoun, 4x400-Katie McAllister, Dakotah Owens, Sydney Rand, Chloe Calhoun, 4x200-Katie McAllister, Haylee Cooper, Halie Schwartz, Dakota Owens
- Academic All State: Sydney Rand and Krista Zenk

### **BOYS TENNIS**

- Finished the dual season with a successful 15-1 season record
- Bulldog tennis team finished Champions in: Lakes Conference, Districts, Sub State
- Boys tennis finished State team runner-up for second year in a row
- Jake Malik, Kyle Marek, and Jake Thompson were All Lakes Conference; Zach Wingert was Lakes Honorable Mention
- Academic All Conference: Kyle Marek, Seth Oetken, Jeff Ahlers, and Luis Barrera
- Jake Malik was State tennis singles champion
- Kyle Marek and Jake Thompson placed 4<sup>th</sup> in State doubles

## **GIRLS TENNIS**

- Finished Season 7-3 dual record in Lakes Conference
- Finished Second in the conference
- Finished Second in the Lakes Conference Tournament
- Elizabeth Ihrke was Lakes Conference Champ at #1 singles
- Mary Meis finished third in #2 singles
- Elizabeth Ihrke finished 2nd at the district tournament qualifying for state
- Elizabeth Ihrke finished 1-2 at the state tournament
- Academic All Conference: Mary Meis, Jessica Eisma, Emily Van Otterloo, Megan Friedenbach, Matilynn Langel, Makena Masuen, and Kelli Susemihl

## **BOYS GOLF**

- Varsity Dual Record: 4-6
- JV Dual Record: 5-3
- Team 9 hole Competitive Average: 182
- Team 18 hole Competitive Average: 373
- Most Improved Golfers: Colton Webner
- C.H.I.P Award: Trey Whidden
- Most Valuable Golfer: Parker Magnussen

## **GIRLS GOLF**

- Conference Record 4-3 (3rd)
- Tournament Record
- North Invite 2nd (out of 7) 1 no qualify
- East Invite 7<sup>th</sup> out of 9
- LeMars Invite finished 1<sup>st</sup> out of 7
- Lakes Conference 3rd (out of 8)
- Regional Meet 7<sup>th</sup> out of 10
- All Conference: Emily Koonce
- Medalists in at least 1 meet: Sidney Baumgartner, Katelyn Raymond, Sophie Fedders, Emily Koonce, Grace Lamoreux, Sierra DeBoer

## **SUMMER SPORTS HIGHLIGHTS**

### **BASEBALL**

- Final Record was 19-14
- Lakes Conference Champs 9-2
- Three players named to All District 1<sup>st</sup> team, one player named to All District 2<sup>nd</sup> team
- Six players named All Lakes Conference first and second teams
- One player named to 3<sup>rd</sup> team All State

### **SOFTBALL**

- Final Record was 14-19
- Lakes Conference Record 6-6
- All Conference 1<sup>st</sup> Team: Brooke Haage, Jenn Schneider; 2<sup>nd</sup> Team: Christina Konz, Annie Ellis; Honorable Mention: Brook Berkenpas, Kali Berkenpas, Kady Leusink, Grace Milbrodt

**LeMars Community Schools  
TRANSPORTATION – 2016-17  
(through June 30, 2017)**

- 13 Regular Routes
- 2 City Routes
- 5 Special Education Routes

Buses traveled 862 miles per day on regular routes, carrying 708 students (not including city). Of that total, 130 students were Gehlen. Buses also traveled 50 miles per day on the city route with an estimated 350 students riding per day. Extra-curricular activities used 37,697 miles by bus and 45,575 miles by car. Special education used 30,478 miles by bus and 26,064 miles by car.

**COSTS FOR TRANSPORTATION**

Salaries and employee benefits	\$547,347
Gas	68,791
Oil and lubricants	3,962
Tires	5,477
Parts	38,861
Maintenance and supplies	3,039
Physicals and bus driver training and drug alcohol testing	3,358
Garage equipment and repairs (UST Testing & Registration)	1,355
Insurance (vehicle)	22,613
Workshop & Travel	460
Parent transportation to parochial schools outside district	7,882
Utilities	404
Depreciation (all vehicles)	92,210

**LE MARS COMMUNITY SCHOOL**

**SCHOOL LUNCH PROGRAM**

**FY2017**

**I. PARTICIPATION**

	<u>FY 2017</u>
Total number of meals served.....	226,336
Number of days meals served.....	178
Average number of meals per day.....	1,272
Students per day.....	1,231
Adults per day.....	41
Total Breakfast per day.....	247
Student Breakfast per day.....	246
Adult Breakfast per day.....	1

**II. FINANCES**

**Receipts:**

Opening Cash Balance July 1, 2016.....	\$47,251.90
Federal Reimbursements.....	433,960.54
Children's Payment.....	408,377.47
Adults Payments.....	16,942.70
Other Cash Payments.....	7,955.49
Total Receipts for.....	<u>867,236.20</u>
Total Receipts Including Balance.....	\$914,488.10

**Expenditures:**

Repairs and Equipment.....	1,166.56
Consumable Supplies.....	14,218.58
Labor.....	449,354.29
Other Expenses.....	18,788.19
Food.....	364,168.11
Total Expenses for.....	<u>\$847,695.73</u>
Closing Cash Balance for FY17.....	<u><u>\$66,792.37</u></u>

Fund: 21 STUDENT ACTIVITY FUND

Chart of Account Number	Chart of Account Description	Beginning Balance	Expenses	Revenues	Outstanding AP	Balance Change	Balance
21 100 781 0000 000	MISCELLANEOUS	0.00	0.00	0.00	0.00	0.00	0.00
21 729 000 6101 910	INDIVIDUAL SPEECH	6,861.72	108.88	0.00	0.00	0.00	6,752.84
21 729 000 6110 910	DRAMA	9,688.07	3,858.55	1,475.00	0.00	0.00	7,304.52
21 729 000 6111 910	THESPIANS	4,256.58	312.48	1,221.96	0.00	0.00	5,166.06
21 729 000 6112 910	GUIDANCE	2,972.68	1,088.16	680.10	0.00	0.00	2,564.62
21 729 000 6210 910	VOCAL MUSIC	0.00	7,482.26	7,482.26	0.00	0.00	0.00
21 729 000 6220 910	BAND	0.00	4,328.70	4,328.70	0.00	0.00	0.00
21 729 000 6221 910	ORCHESTRA	0.00	6,948.90	6,948.90	0.00	0.00	0.00
21 729 000 6600 920	MISCELLANEOUS ATHLETICS	18,811.81	10,234.74	(3,577.07)	0.00	0.00	5,000.00
21 729 000 6710 910	MENS BASKETBALL	0.00	10,479.11	10,479.11	0.00	0.00	0.00
21 729 000 6720 910	FOOTBALL	0.00	32,006.00	32,006.00	0.00	0.00	0.00
21 729 000 6730 910	BASEBALL	0.00	8,328.65	8,548.65	0.00	0.00	220.00
21 729 000 6740 910	MENS TRACK	0.00	3,924.88	3,924.88	0.00	0.00	0.00
21 729 000 6741 910	MENS CROSS COUNTRY	0.00	2,757.88	2,757.88	0.00	0.00	0.00
21 729 000 6750 910	MENS TENNIS	0.00	895.55	895.55	0.00	0.00	0.00
21 729 000 6760 910	MENS GOLF	0.00	1,278.16	1,278.16	0.00	0.00	0.00
21 729 000 6790 910	WRESTLING	0.00	4,838.17	4,838.17	0.00	0.00	0.00
21 729 000 6795 910	WOMENS CROSS COUNTRY	0.00	807.00	807.00	0.00	0.00	0.00
21 729 000 6810 910	WOMENS BASKETBALL	0.00	3,408.00	3,408.00	0.00	0.00	0.00
21 729 000 6815 910	VOLLEYBALL	0.00	8,567.19	8,567.19	0.00	0.00	0.00
21 729 000 6835 910	SOFTBALL	0.00	6,017.98	6,017.98	0.00	0.00	0.00
21 729 000 6840 910	WOMENS TRACK	0.00	3,988.44	3,988.44	0.00	0.00	0.00
21 729 000 6850 910	WOMENS TENNIS	0.00	673.90	673.90	0.00	0.00	0.00
21 729 000 6860 910	WOMENS GOLF	0.00	1,218.75	1,218.75	0.00	0.00	0.00
21 729 000 7001 950	NATIONAL HONOR SOCIETY	0.00	39.05	39.05	0.00	0.00	0.00
21 729 000 7002 950	STUDENT COUNCIL	45,555.63	80,338.58	91,508.58	0.00	0.00	56,725.63
21 729 000 7003 950	DEBATE	0.00	0.00	0.00	0.00	0.00	0.00
21 729 000 7004 950	SKILLS/USA	0.00	172.00	172.00	0.00	0.00	0.00
21 729 000 7005 950	ACTIVITY TICKETS	0.00	35.00	35.00	0.00	0.00	0.00
21 729 000 7006 950	ILC	0.00	0.00	0.00	0.00	0.00	0.00
21 729 000 7007 950	BARK	4,459.62	16,638.81	12,960.00	0.00	0.00	800.81
21 729 000 7008 950	ART FEES & SUPPLIES	0.00	0.00	0.00	0.00	0.00	0.00
21 729 000 7009 950	LARGE GROUP SPEECH	0.00	0.00	0.00	0.00	0.00	0.00
21 729 000 7011 950	TECHNOLOGY CLUB	1,412.15	2,090.00	677.85	0.00	0.00	0.00
21 729 000 7012 950	LIBRARY CLUB	1,647.22	1,341.76	600.35	0.00	0.00	905.81
21 729 000 7014 950	HOME EC CLUB	961.72	1,008.40	1,029.00	0.00	0.00	982.32
21 729 000 7015 950	MATH CLUB	139.99	0.00	0.00	0.00	0.00	139.99
21 729 000 7017 950	LARGE GROUP SPEECH	14,579.68	7,063.00	5,477.69	0.00	0.00	12,994.37
21 729 000 7018 950	SCIENCE CLUB	62.21	3,568.35	3,536.00	0.00	0.00	29.86

Fund: 21 STUDENT ACTIVITY FUND

HIGH SCHOOL ACTIVITY FUND BALANCE REPORT

Chart of Account Number	Chart of Account Description	Beginning Balance	Expenses	Revenues	Outstanding AP	Balance Change	Balance
21 729 000 7019 950	F.F.A. CLUB	17,948.93	48,630.37	39,694.21	0.00	0.00	9,012.77
21 729 000 7020 950	F.C.A. CLUB	367.72	600.00	661.54	0.00	0.00	429.26
21 729 000 7021 950	SKILLS/USA CLUB	10,082.34	1,584.84	2,260.35	0.00	0.00	10,757.85
21 729 000 7022 950	GERMAN CLUB	0.00	0.00	0.00	0.00	0.00	0.00
21 729 000 7023 950	SPANISH CLUB	2,741.86	1,934.65	2,158.00	0.00	0.00	2,965.21
21 729 000 7024 950	VOCAL CLUB	10,180.02	7,913.50	12,803.50	0.00	0.00	15,070.02
21 729 000 7025 950	BAND CLUB	8,553.72	11,055.18	16,432.11	0.00	0.00	13,930.65
21 729 000 7026 950	ORCHESTRA CLUB	11,817.69	21,680.50	15,191.42	0.00	0.00	5,328.61
21 729 000 7027 950	INSTRUMENT RENTAL	95.82	1,745.04	1,649.22	0.00	0.00	0.00
21 729 000 7028 950	MUSIC BOOSTERS	0.00	2,744.17	2,744.17	0.00	0.00	0.00
21 729 000 7029 950	SHOW CHOIR	7,529.46	21,469.41	16,065.63	0.00	0.00	2,125.68
21 729 000 7030 950	MUSICAL	4,254.94	5,689.06	5,170.82	0.00	0.00	3,736.70
21 729 000 7031 950	CHEERLEADERS	5,219.80	5,427.10	8,818.66	0.00	0.00	8,611.36
21 729 000 7032 950	DANCE TEAM	5,427.10	11,520.46	8,224.48	0.00	0.00	2,131.12
21 729 000 7033 950	MENS BASKETBALL CLUB	0.00	14,344.57	15,636.96	0.00	0.00	1,292.39
21 729 000 7034 950	FOOTBALL CLUB	1,523.92	32,672.15	31,148.23	0.00	0.00	0.00
21 729 000 7035 950	BASEBALL CLUB	6,218.41	14,979.39	17,353.15	0.00	0.00	8,592.17
21 729 000 7036 950	MENS TRACK CLUB	1,299.74	297.46	534.61	0.00	0.00	1,536.89
21 729 000 7037 950	MENS TENNIS CLUB	642.35	1,965.41	1,532.00	0.00	0.00	208.94
21 729 000 7038 950	MENS GOLF CLUB	9.02	688.00	688.00	0.00	0.00	9.02
21 729 000 7039 950	MENS CROSS COUNTRY CLUB	646.45	224.65	547.33	0.00	0.00	969.13
21 729 000 7040 950	WRESTLING CLUB	3,419.31	28,430.37	29,265.96	0.00	0.00	4,254.90
21 729 000 7041 950	WOMENS BASKETBALL CLUB	1,444.31	12,492.26	11,981.51	0.00	0.00	933.56
21 729 000 7042 950	VOLLEYBALL CLUB	7,786.58	5,100.48	4,256.91	0.00	0.00	6,943.01
21 729 000 7043 950	SOFTBALL CLUB	11,164.71	9,602.41	11,770.88	0.00	0.00	13,332.98
21 729 000 7044 950	WOMENS TRACK CLUB	785.30	1,433.37	2,183.57	0.00	0.00	1,535.50
21 729 000 7045 950	STRENGTH CLUB	5,302.23	6,307.44	6,125.30	0.00	0.00	5,120.09
21 729 000 7046 950	WOMENS TENNIS CLUB	1,668.53	3,997.71	4,262.37	0.00	0.00	1,933.19
21 729 000 7047 950	WOMENS CROSS COUNTRY CLUB	2,644.93	3,924.16	3,236.71	0.00	0.00	1,957.48
21 729 000 7048 950	GIRLS BOWLING CLUB	1,979.65	7,751.02	8,389.26	0.00	0.00	2,617.89
21 729 000 7049 950	BASKETBALL SCOREBOARD CLUB	21,065.07	4,446.50	0.00	0.00	0.00	16,618.57
21 729 000 7050 950	FRESHMEN CLASS	0.00	0.00	0.00	0.00	0.00	0.00
21 729 000 7051 950	SOPHOMORE CLASS	0.00	0.00	0.00	0.00	0.00	0.00
21 729 000 7052 950	JUNIOR CLASS	287.80	14,934.81	14,647.01	0.00	0.00	0.00
21 729 000 7053 950	SENIOR CLASS	439.19	1,180.19	7,047.43	0.00	0.00	6,306.43
21 729 000 7054 950	WOMENS GOLF CLUB	284.87	1,416.95	1,132.08	0.00	0.00	0.00
21 729 000 7055 950	SPECIAL ED ACTIVITY	440.10	100.00	500.00	0.00	0.00	840.10
21 729 000 7059 950	ADAPTIVE P.E.	0.00	3,395.00	3,395.00	0.00	0.00	0.00
21 729 000 7060 950	HOPE CLUB	2,394.60	1,134.61	209.16	0.00	0.00	1,469.15

HIGH SCHOOL ACTIVITY FUND BALANCE REPORT

**Fund: 21 STUDENT ACTIVITY FUND**

Chart of Account Number	Chart of Account Description	Beginning Balance	Expenses	Revenues	Outstanding AP	Balance Change	Balance
21 729 000 7061 950	MADRIGAL CLUB	101.89	70.00	0.00	0.00	0.00	31.89
21 729 000 7065 950	BUSINESS CLUB FUND BALANCE	0.00	275.00	302.00	0.00	0.00	27.00
21 729 000 7085 950	ROBOTICS ACTIVITY FUND BALANCE	1,717.97	8,402.51	10,171.53	0.00	0.00	3,486.99
21 729 000 7160 950	WOODS CLEARING	0.00	0.00	0.00	0.00	0.00	0.00
21 729 000 8050 910	PARKING LOT FUNDS	3,456.97	5,438.48	3,853.13	0.00	0.00	1,871.62
21 729 200 0000 000	CASH RESERVE ACCOUNT INTEREST	0.00	0.00	0.00	0.00	0.00	0.00
21 729 500 0000 000	MISCELLANEOUS	38,279.64	6,750.00	17,886.55	0.00	0.00	49,416.19
21 729 710 0000 000	INVESTMENT INTEREST	0.00	0.00	0.00	0.00	0.00	0.00
21 729 711 0000 000	INTEREST	0.00	0.00	0.00	0.00	0.00	0.00
Fund Total: 21		310,632.02	569,596.46	563,955.58	0.00	0.00	304,991.14

**Fund: 96 AGENCY FUND TO DISTRICT**

Chart of Account Number	Chart of Account Description	Beginning Balance	Expenses	Revenues	Outstanding AP	Balance Change	Balance
96 100 500 0000 000	TELEPHONE	0.00	0.00	0.00	0.00	0.00	0.00
96 100 501 0000 000	TOWEL FEE	0.00	0.00	0.00	0.00	0.00	0.00
96 100 502 0000 000	BUS FEE	0.00	518.00	518.00	0.00	0.00	0.00
96 100 761 0000 000	DRIVERS EDUCATION	0.00	52,870.00	52,870.00	0.00	0.00	0.00
96 100 770 0000 000	SR. HIGH BOOK RENT	0.00	10,316.75	10,316.75	0.00	0.00	0.00
96 100 781 0000 000	SR. HIGH BOOK FINES	0.00	788.85	788.85	0.00	0.00	0.00
96 410 716 0000 000	WOODS CLEARING	0.00	1,974.50	1,974.50	0.00	0.00	0.00
96 410 760 0000 000	PEP BUS	0.00	0.00	0.00	0.00	0.00	0.00
96 911 801 0000 000	HOT LUNCH PROGRAM	0.00	5,645.40	5,645.40	0.00	0.00	0.00
Fund Total: 96		0.00	72,113.50	72,113.50	0.00	0.00	0.00

**Fund: 97 AGENCY FUND TO OTHER**

Chart of Account Number	Chart of Account Description	Beginning Balance	Expenses	Revenues	Outstanding AP	Balance Change	Balance
97 100 500 0000 000	MISC. RESALE	0.00	0.00	0.00	0.00	0.00	0.00
97 100 710 0000 000	INSURANCE	0.00	0.00	0.00	0.00	0.00	0.00
97 410 611 0000 000	INDIVIDUAL SPEECH CONTEST	0.00	0.00	0.00	0.00	0.00	0.00
97 410 619 0000 000	MUSIC CONTESTS	0.00	0.00	0.00	0.00	0.00	0.00
97 410 702 0000 000	GUIDANCE	0.00	0.00	0.00	0.00	0.00	0.00
97 410 704 0000 000	BOWLING	0.00	0.00	0.00	0.00	0.00	0.00
97 410 713 0000 000	FFA RESALE	0.00	0.00	0.00	0.00	0.00	0.00
97 410 747 0000 000	FACULTY COURTESY	0.00	0.00	0.00	0.00	0.00	0.00
97 410 780 0000 000	LG. GROUP SPEECH	0.00	110.00	110.00	0.00	0.00	0.00
97 729 746 0000 000	ATHLETIC TOURNAMENTS	0.00	36,222.00	36,222.00	0.00	0.00	0.00
Fund Total: 97		0.00	36,332.00	36,332.00	0.00	0.00	0.00



MIDDLE SCHOOL ACTIVITY FUND BALANCE REPORT

Fund: 21	Student Activity Fund	Chart of Account Description	Beginning Balance	Expenses	Revenues	Outstanding AP	Balance Change	Balance
		INTEREST ON INVESTMENT	0.00	0.00	0.00	0.00	0.00	0.00
		Student Government	8,491.60	14,719.27	16,097.93	0.00	0.00	9,870.26
		Challenge	0.00	0.00	0.00	0.00	0.00	0.00
		Family & Consumer Science (FACS)	1,218.61	5,541.10	5,765.50	0.00	0.00	1,443.01
		BOWLING	0.00	5,688.00	5,599.50	0.00	0.00	(88.50)
		Hercule	0.00	0.00	0.00	0.00	0.00	0.00
		H.S. Principal	0.00	0.00	0.00	0.00	0.00	0.00
		Phone	0.00	0.00	0.00	0.00	0.00	0.00
		Library	148.49	4,075.08	4,676.27	0.00	0.00	749.68
		Industrial Tech	0.00	0.00	0.00	0.00	0.00	0.00
		Assignment Books	105.00	105.00	0.00	0.00	0.00	0.00
		Art	510.43	0.00	(510.43)	0.00	0.00	0.00
		Science Club	0.00	0.00	0.00	0.00	0.00	0.00
		MS EMPLOYEE MEMORIAL FUND	0.00	0.00	0.00	0.00	0.00	0.00
		Instrument Rental	3,905.45	1,000.00	1,335.00	0.00	0.00	4,240.45
		Music	6,535.53	5,788.77	6,273.15	0.00	0.00	7,019.91
		MS MUSICAL	5,383.98	1,238.89	0.00	0.00	0.00	4,145.09
		MS Book Club Fund Balance	0.00	0.00	500.00	0.00	0.00	500.00
		Book Rent	0.00	0.00	0.00	0.00	0.00	0.00
		Insurance	0.00	0.00	0.00	0.00	0.00	0.00
		Hot Lunch	0.00	0.00	0.00	0.00	0.00	0.00
		Miscellaneous	1,079.42	322.96	719.66	0.00	0.00	1,476.12
		City Bus Fee	0.00	0.00	0.00	0.00	0.00	0.00
		IOWA THEMATIC UNIT	0.00	0.00	0.00	0.00	0.00	0.00
		Clearing	351.56	0.00	(351.56)	0.00	0.00	0.00
		<b>Fund Total: 21</b>	<b>27,730.07</b>	<b>38,479.07</b>	<b>40,105.02</b>	<b>0.00</b>	<b>0.00</b>	<b>29,356.02</b>

Fund: 96	AGENCY FUND	Chart of Account Description	Beginning Balance	Expenses	Revenues	Outstanding AP	Balance Change	Balance
		Bus Fee	0.00	1,660.00	1,660.00	0.00	0.00	0.00
		Middle School Book Rent	0.00	4,631.50	4,631.50	0.00	0.00	0.00
		Industrial Arts Clearing	0.00	3,714.00	3,714.00	0.00	0.00	0.00
		Pep Bus	0.00	0.00	0.00	0.00	0.00	0.00
		High School Principal	0.00	3,250.00	3,250.00	0.00	0.00	0.00
		Lunch	0.00	4,728.00	4,728.00	0.00	0.00	0.00
		<b>Fund Total: 96</b>	<b>0.00</b>	<b>17,983.50</b>	<b>17,983.50</b>	<b>0.00</b>	<b>0.00</b>	<b>0.00</b>

Activity Fund Balance Report - Summary - Include AP Only  
07/2016 - 06/2017  
ELEMENTARY SCHOOLS ACTIVITY FUND BALANCE REPORT

Fund: 21 Student Activity Fund							
Chart of Account Number	Chart of Account Description	Beginning Balance	Expenses	Revenues	Outstanding AP	Balance Change	Balance
21 729 000 7000 910	Interest	0.00	0.00	0.00	0.00	0.00	0.00
21 729 000 7002 910	Paper Drive	0.00	0.00	0.00	0.00	0.00	0.00
21 729 000 7007 910	Memory Book	0.00	0.00	0.00	0.00	0.00	0.00
21 729 000 7010 910	Activity	0.00	0.00	0.00	0.00	0.00	0.00
21 729 000 7011 910	Phone	0.00	0.00	0.00	0.00	0.00	0.00
21 729 000 7016 910	Book Orders	0.00	0.00	0.00	0.00	0.00	0.00
21 729 000 7018 910	Fund Raiser	0.00	0.00	0.00	0.00	0.00	0.00
21 729 000 7019 910	Book Fair	0.00	0.00	0.00	0.00	0.00	0.00
21 729 000 7027 910	World Book	0.00	0.00	0.00	0.00	0.00	0.00
21 729 000 7070 000	Book Rent	0.00	0.00	0.00	0.00	0.00	0.00
21 729 000 7100 000	Insurance	0.00	0.00	0.00	0.00	0.00	0.00
21 729 000 7150 000	Hot Lunch	0.00	0.00	0.00	0.00	0.00	0.00
21 729 000 7160 000	Milk	0.00	0.00	0.00	0.00	0.00	0.00
21 729 000 7500 000	Miscellaneous	0.00	0.00	0.00	0.00	0.00	0.00
21 729 000 7601 000	Pop	0.00	0.00	0.00	0.00	0.00	0.00
21 729 000 7602 000	City Bus Fee	0.00	0.00	0.00	0.00	0.00	0.00
21 729 100 0000 000	Clearing	0.00	0.00	0.00	0.00	0.00	0.00
21 729 918 7002 950	Paper Drive - CLARK	0.00	0.00	0.00	0.00	0.00	0.00
21 729 918 7012 950	Library - CLARK	1,045.41	1,060.08	932.00	0.00	0.00	917.33
21 729 918 7019 950	Book Fair - CLARK	2,946.27	3,356.02	2,193.65	0.00	0.00	1,783.90
21 729 918 7040 950	ESL FUND BALANCE	0.08	1,000.08	1,000.00	0.00	0.00	0.00
21 729 918 7500 950	Miscellaneous Fund - CLARK	5,744.15	934.61	514.96	0.00	0.00	5,324.50
21 729 927 7002 950	Paper Drive - FRANKLIN	0.00	0.00	0.00	0.00	0.00	0.00
21 729 927 7012 910	Library	0.00	0.00	0.00	0.00	0.00	0.00
21 729 927 7012 950	Library - FRANKLIN	1,814.40	1,697.60	1,232.25	0.00	0.00	1,349.05
21 729 927 7019 950	Book Fair - FRANKLIN	1,310.08	1,893.38	2,045.57	0.00	0.00	1,462.27
21 729 927 7500 950	Miscellaneous BAL - FRANKLIN	3,997.43	715.87	302.55	0.00	0.00	3,584.11
21 729 927 7505 950	Fund Balance MISC FRANKLIN CLASS FUND	893.19	414.25	408.75	0.00	0.00	887.69
21 729 945 7002 000	Paper Drive - KISSINGER	0.00	0.00	0.00	0.00	0.00	0.00
21 729 945 7500 000	Miscellaneous Bal - KISSINGER	0.00	0.00	0.00	0.00	0.00	0.00
21 729 949 7002 950	Paper Drive - KLUCKHOHN	0.00	0.00	0.00	0.00	0.00	0.00
21 729 949 7012 950	Library - KLUCKHOHN	1,610.02	1,646.81	2,332.00	0.00	0.00	2,295.21
21 729 949 7019 950	Book Fair - KLUCKHOHN	61.40	4,232.12	4,170.72	0.00	0.00	0.00
21 729 949 7500 950	Miscellaneous Bal - KLUCKHOHN	6,127.32	5,590.24	5,498.84	0.00	0.00	6,035.92
Fund Total: 21		25,549.75	22,541.06	20,631.29	0.00	0.00	23,639.98
Fund: 96 AGENCY FUND							
96 729 000 7010 000	ACTIVITY - HIGH SCHOOL	0.00	470.00	470.00	0.00	0.00	0.00
96 729 000 7070 000	BOOK RENT	0.00	5,487.00	5,487.00	0.00	0.00	0.00

ELEMENTARY SCHOOLS ACTIVITY FUND BALANCE REPORT

Fund: 96 AGENCY FUND

Chart of Account Number	Chart of Account Description	Beginning Balance	Expenses	Revenues	Outstanding AP	Balance Change	Balance
96 729 000 7150 000	HOT LUNCH	0.00	1,587.00	1,587.00	0.00	0.00	0.00
96 729 000 7160 000	MILK	0.00	6,728.50	6,728.50	0.00	0.00	0.00
96 729 000 7500 000	MISCELLANEOUS-PHONE, ETC.	0.00	135.00	135.00	0.00	0.00	0.00
96 729 000 7602 000	CITY BUS FEE	0.00	3,349.00	3,349.00	0.00	0.00	0.00
Fund Total: 96		0.00	17,756.50	17,756.50	0.00	0.00	0.00

**FACTS REGARDING THE SCHOOL DISTRICT**

<b>A. FINANCIAL CONDITION OF SCHOOL DISTRICT</b>	<b><u>2015-16</u></b>	<b><u>2016-17</u></b>
Assessed Valuation, taxable property	645,937,173	706,205,945
Tax levied in dollars, local, county		
General Fund	7,324,537	7,776,036
Management	299,999	550,000
Debt Service	0	0
Physical Plant & Equipment	279,789	297,136
General Fund	11.15034	10.84834
Management	.46444	.77810
Debt Service	.000	.000
Physical Plant & Equipment	.33	.33
Bonded Indebtedness (Sales Tax Revenue Bonds)	5,445,000	3,175,000

<b>B. SCHOOL PERSONNEL RATIOS</b>	<b><u>2015-16</u></b>	<b><u>2016-17</u></b>
Number of Elementary Teachers	63.625	65.625
Number of Middle School Teachers	35.00	34.00
Number of High School Teachers	45.00	43.00
Number of Instructional Coaches	6.00	6.00
Per Pupil-Certified Staff Ratio in Elementary	15.67	14.83
Per Pupil-Certified Staff Ratio in Middle School	13.74	13.56
Per Pupil-Certified Staff Ratio in High School	14.00	14.42

<b>C. ADOPTED BUDGET EXPENDITURES</b>	<b><u>2015-16</u></b>	<b><u>2016-17</u></b>
General Fund Expenditures	21,713,776	22,391,098
Management	486,000	455,000
PPEL	300,000	300,000
Debt	882,225	876,150
<b>TOTAL</b>	<b>\$23,382,001</b>	<b>\$24,022,248</b>

<b>D. RECAPITULATION</b>	<b><u>GENERAL</u></b>	<b><u>MANAGEMENT</u></b>	<b><u>PPEL</u></b>	<b><u>DEBT</u></b>
Balance July 1, 2016	5,099,661	306,633	374,343	798,886
Receipts	<u>23,156,689</u>	<u>631,857</u>	<u>321,951</u>	<u>1,689,196</u>
TOTAL AVAILABLE	28,256,350	938,490	696,294	2,488,082
Disbursements	<u>(22,476,979)</u>	<u>(451,135)</u>	<u>(411,213)</u>	<u>(2,461,183)</u>
Ending Balance June 30, 2017	<u>5,779,371</u>	<u>487,355</u>	<u>285,081</u>	<u>26,899</u>

# LeMars Community School Certified Enrollment - October 2016

Grade	Clark	Franklin	Kluckhohn	Total Res Public Students Attending	Open-Enroll Out	Resident Tuition Out Full-Time (Non Open Enroll Out)	CPI Res Dual Enroll (.13 wting.)	Non-Public Shared/HS CPI Dual Enroll (.13 wting.)	Actual (Budget) Certified Enrollment	Non Res. Tuition In (Not calc. on Cert. Enroll.)	Open Enroll In 1.0 (Not calc. on C. Enroll)
Sped PK	17	0	0	17	2	0	0		19	2	0
TK	0	0	18	18	0	0	0		18	0	0
K	42	44	58	144	12	0	0		156	0	6
1	39	37	54	130	8	0	0	NA	138	0	7
2	44	47	73	164	10	0	0		174	0	7
3	48	49	77	174	9	0	0		183	0	3
4	44	51	75	170	9	0	0		179	0	6
5	43	47	66	156	7	0	0		163	0	2
<b>Elem. Total</b>	<b>277</b>	<b>275</b>	<b>421</b>	<b>973</b>	<b>57</b>	<b>0</b>	<b>0</b>	<b>0</b>	<b>1030</b>	<b>2</b>	<b>31</b>
Grade	MS			Total Res Public Students Attending	Open-Enroll Out	Resident Tuition Out Full-Time	CPI Res Dual Enroll (.13 wting.)	Non-Public Shared/HS CPI Dual Enroll (.13 wting.)	Actual (Budget) Certified Enrollment	Non Res Tuition In	Open Enroll In
6	149			149	13	1	1		164	0	6
7	146			146	11	0	1	NA	158	0	3
8	166			166	4	1	0		171	0	10
<b>MS Total</b>	<b>461</b>			<b>461</b>	<b>28</b>	<b>2</b>	<b>0.2</b>	<b>0</b>	<b>491.2</b>	<b>0</b>	<b>19</b>
Grade	HS	Alt. HS		Total Res Public Students Attending	Open-Enroll Out	Resident Tuition Out Full-Time	CPI Res Dual Enroll (.13 wting.)	Non-Public Shared/HS CPI Dual Enroll (.13 wting.)	Actual (Budget) Certified Enrollment	Non Res Tuition In	Open Enroll In
9	162			162	9	0	0		171	0	4
10	154	0		154	5	1	0		160	1	5
11	150	11		161	4	2	2		169	0	8
12	127	16		143	2	2	0		147	0	8
<b>HS Total</b>	<b>593</b>	<b>27</b>		<b>620</b>	<b>20</b>	<b>5</b>	<b>0.2</b>	<b>4.03</b>	<b>647</b>	<b>1</b>	<b>25</b>
<b>DE Certified Enrollment</b>				<b>2054</b>	<b>105</b>	<b>7</b>	<b>0.4</b>	<b>4.03</b>	<b>2170.43</b>	<b>3</b>	<b>75</b>
<b>Actual (Budget) Certified Enrollment</b>	<b>2170.43</b>										

Note: Certified Enroll.= Res. public stud. attending +open-enroll out+ res. tuition out +CPI res dual enroll+ nonpub.shared

SEPTEMBER ENROLLMENTS FROM 1980 THROUGH 2016

Year	PK	TK	K	1	2	3	4	5	6	7	8	9	10	11	12	SpEd Self		Non Public	Tuition-Out		Certified
																Contained	PK-12		Shared Time	(open plus SpEd)	
1980	3		168	116	120	146	141	130	170	149	153	134	176	158	196	23	6.63	6.63	11	2000.63	
1981	4		141	135	109	114	131	136	128	164	151	147	133	170	148	23	8.74	8.74	6	1848.74	
1982	3		142	133	133	112	115	137	136	128	165	145	142	130	166	24	9.27	9.27	7	1827.27	
1983	3		134	145	133	135	111	117	140	143	130	162	149	131	123	17	8.50	8.50	4	1785.50	
1984	7		139	126	141	138	139	114	122	142	153	135	166	150	129	25	7.38	7.38	3	1836.38	
1985	6		159	137	131	151	133	145	114	125	140	153	136	157	144	24	9.25	9.25	6	1870.25	
1986	9		173	147	133	132	153	132	145	117	123	137	154	135	156	21	3.93	3.93	6	1876.93	
1987	9		179	164	144	140	133	156	142	146	124	130	141	149	133	20	4.00	4.00	1	1915.00	
1988	10		154	177	170	142	140	140	163	147	149	123	134	145	147.5	20	2.00	2.00	2	1965.50	
1989	8		171	158	171	176	148	140	147	165	145	149	128	131	131	23	1.30	1.30	4	1996.30	
1990	10		174	158	162	173	173	158	150	152	161	149	149	131	129	22	0.70	0.70	10	2051.70	
1991	9		160	171	151	165	171	177	169	162	155	164	149	150	127	24	1.14	1.14	4	2103.14	
1992	8		156	150	166	157	161	177	184	166	162	154	155	149	141	27	2.75	2.75	3	2134.25	
1993	8		160	153	153	170	163	165	189	193	175	166	159	160	147	19	3.70	3.70	0	2206.20	
1994	9		137	157	156	158	169	166	170	182	191	175	162	158	152	29	3.90	3.90	1	2194.30	
1995	16		141	141	162	155	158	181	170	171	178	191	176	151	156	45	4.50	4.50	36.2	2232.70	
1996	13		158	134	144	160	158	165	177	172	169	179	197	173	152	56	9.70	9.70	36	2239.70	
1997	10		151	155	132	152	170	156	164	174	175	168	185	193	163	48	15.60	15.60	41	2262.49	
1998	9		170	148	147	142	155	166	159	171	176	189	166	190	183	47	18.91	18.91	54	2290.91	
1999	9		140	162	145	154	137	156	166	166	173	172	187	159	171	41	22.38	22.38	72	2232.38	
2000	9		158	145	168	149	157	144	167	172	168	169	177	185	161	39	21.35	21.35	73	2262.35	
2001	13		150	151	148	173	162	157	153	172	169	162	176	178	184	42	14.35	14.35	71	2304.15	
2002	9		196	146	163	149	171	171	166	154	174	173	164	171	173	34	5.20	5.20	63	2310.71	
2003	5		171	189	153	166	153	170	177	179	167	187	181	169	174	34	5.07	5.07	63	2316.84	
2004	11	16	143	140	184	155	164	149	178	176	174	163	182	169	168	29	3.78	3.78	68	2303.52	
2005	12	15	165	142	146	187	160	166	165	174	177	174	157	182	170	26	3.31	3.31	66	2320.28	
2006	12	16	145	156	144	141	185	151	174	159	176	187	178	158	183	36	4.44	4.44	63	2289.20	
2007	13	16	166	135	158	132	143	178	155	165	155	180	171	169	155	26	3.00	3.00	58	2218.96	
2008	11		168	161	141	158	132	147	183	155	159	155	185	182	159	36	3.00	3.00	59	2234.61	
2009	18		140	158	165	139	159	130	150	180	151	161	149	186	172	30	1.68	1.68	66	2171.69	
2010	40		129	134	158	161	141	152	141	154	176	149	165	149	172	32	3.15	3.15	71	2129.47	
2011	41	19	147	124	139	166	162	151	155	150	161	188	159	176	155	33	3.02	3.02	78	2066.10	
2012	40	18	157	137	121	134	163	160	144	153	143	159	184	148	166	29	2.78	2.78	87	2092.98	
2013	40	18	154	154	141	125	140	159	166	138	161	143	162	182	147	35	4.13	4.13	72	2087.53	
2014	40	18	153	161	153	151	129	140	158	159	147	161	140	158	183	24	1.90	1.90	98	2126.19	
2015	40	18	130	153	170	154	154	132	145	163	161	153	156	143	160	33	4.00	4.00	110	2122.60	
2016	40	18	144	130	164	174	170	156	149	146	166	162	154	161	143	33	4.03	4.03	112	2170.43	







# Le Mars Community School

August 2017 - July 2018

## REGISTRATION DATES

August 3, 2017 from 11:00 a.m. to 7:00 p.m.  
 August 4, 2017 from 7:00 a.m. to 3:00 p.m.

Oct. 26 End of 1st Quarter 288.5 hours  
 Jan. 12 End of 2nd Quarter 293.0 hours  
 Mar. 16 End of 3rd Quarter 282.0 hours  
 May 23 End of 4th Quarter 283.5 hours  
**1,147.0 hours**

Begin Quarter   
 End Quarter   
 Holidays   
 Work Days   
 Vacation   
 2-hour Early Out 

## 2 HR. EARLY OUTS      1 HR. EARLY OUTS

Sept. 20      November 21-Thanksgiving  
 Oct. 18      December 22-Christmas  
 Nov. 15      March 28-Spring Break  
 Dec. 13  
 Jan. 17  
 Feb. 21  
 Mar. 21  
 Apr. 18  
 May 16  
 Last Day of School

Aug. 21,22,23      Teacher workshop days  
 Aug. 24      First day of classes  
 Sept. 4      Labor Day  
 Oct. 2 & 5      Parent-teacher conferences  
                          Middle School & High School  
                          5:00-8:30 both nights  
 Nov. 2 & 6      Parent-teacher conferences  
                          Elementary Only  
                          5:00-8:30 both nights  
 Nov. 22      No School - P/T Comp Day  
 Nov. 23 & 24      Thanksgiving vacation  
 Dec. 25-Jan 2      Winter vacation  
 Jan. 12      First semester ends  
 Jan. 15      Second semester begins  
 Feb. 19      President's Day - No School  
 Mar. 29-Apr. 2      Spring vacation  
 May 17      Senior last day  
 May 20      Commencement  
 May 23      Last day of classes  
 May 24      Teacher Workshop Day  
 May 28      Memorial Day

August 2017						
		1	2	3	4	5
6	7	8	9	10	11	12
13	14	15	16	17	18	19
20	21	22	23	24	25	26
27	28	29	30	31		

September 2017						
				1	2	
3	4	5	6	7	8	9
10	11	12	13	14	15	16
17	18	19	20	21	22	23
24	25	26	27	28	29	30

October 2017						
1	2	3	4	5	6	7
8	9	10	11	12	13	14
15	16	17	18	19	20	21
22	23	24	25	26	27	28
29	30	31				

November 2017						
			1	2	3	4
5	6	7	8	9	10	11
12	13	14	15	16	17	18
19	20	21	22	23	24	25
26	27	28	29	30		

December 2017						
				1	2	
3	4	5	6	7	8	9
10	11	12	13	14	15	16
17	18	19	20	21	22	23
24	25	26	27	28	29	30
31						

January 2018						
	1	2	3	4	5	6
7	8	9	10	11	12	13
14	15	16	17	18	19	20
21	22	23	24	25	26	27
28	29	30	31			

February 2018						
				1	2	3
4	5	6	7	8	9	10
11	12	13	14	15	16	17
18	19	20	21	22	23	24
25	26	27	28			

March 2018						
				1	2	3
4	5	6	7	8	9	10
11	12	13	14	15	16	17
18	19	20	21	22	23	24
25	26	27	28	29	30	31

April 2018						
1	2	3	4	5	6	7
8	9	10	11	12	13	14
15	16	17	18	19	20	21
22	23	24	25	26	27	28
29	30					

May 2018						
		1	2	3	4	5
6	7	8	9	10	11	12
13	14	15	16	17	18	19
20	21	22	23	24	25	26
27	28	29	30	31		

June 2018						
					1	2
3	4	5	6	7	8	9
10	11	12	13	14	15	16
17	18	19	20	21	22	23
24	25	26	27	28	29	30

July 2018						
1	2	3	4	5	6	7
8	9	10	11	12	13	14
15	16	17	18	19	20	21
22	23	24	25	26	27	28
29	30	31				